



SEMPER CONSTANTIA  
PRIVATBANK

## Changes in TIPAS

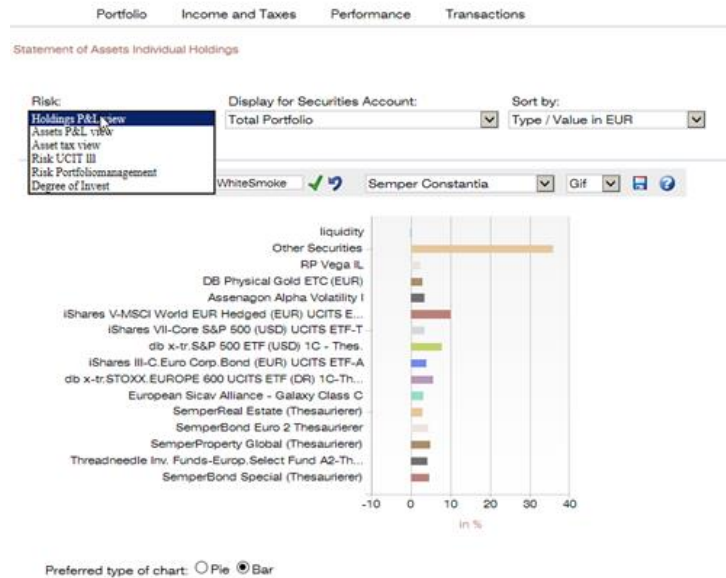
### Table of Contents

1.	New views in Statement of Assets Individual Holdings.....	2
1.1.	Holdings P&L view .....	2
1.1.1.	Purchase (econ.).....	2
1.2.	Assets P&L view .....	3
1.2.1.	Purchase (econ.).....	3
1.2.2.	Performance TWR in % .....	3
1.2.3.	Price Change YTD in %.....	3
1.3.	Assets tax view .....	3
2.	Price gain determination report .....	4
3.	Changes in „Portfolio Information“ .....	5



# SEMPER CONSTANTIA PRIVATBANK

## 1. New views in Statement of Assets Individual Holdings



### 1.1. Holdings P&L view

The Holdings P&L view corresponds largely to what used to be the Statement of Assets Individual Holdings view:

Currency	Name	Quantity / Nominal Amount	Current price		Exchange Rate		Value in EUR	in %	Unrealised Capital Gain	Last Purchase	CGT
			Purchase (econ.)	Current	Purchase (econ.)	Current					
EUR	iShares V-MSCI World EUR Hedged (EUR) UCITS ETF-T	25.000,00000	40,02397	41,53000	1,00000	1,00000	1.038.250,00	9,99 %	3,84 %	07.03.2016	N
USD	db x-tr.S&P 500 ETF (USD) 1C - Thes.	24.000,00000	35,05905	37,61500	1,11847	1,11930	806.539,80	7,76 %	7,21 %	30.10.2015	N
EUR	db x-tr.STOXX.EUROPE 600 UCITS ETF (DR) 1C-Thes.	8.500,00000	69,43569	68,17000	1,00000	1,00000	579.445,00	5,58 %	-1,82 %	27.10.2015	N
EUR	SemperProperty Global (Thesaurierer)	2.210,00000	203,62000	230,81000	1,00000	1,00000	510.090,10	4,91 %	13,35 %	03.11.2014	N
EUR	SemperBond Special (Thesaurierer)	3.745,00000	120,15000	128,07000	1,00000	1,00000	479.622,15	4,62 %	6,59 %	03.11.2014	N
EUR	SemperBond Euro 2 Thesaurierer	2.628,19209	169,33562	180,08000	1,00000	1,00000	473.284,83	4,56 %	6,34 %	27.08.2015	N
EUR	Threadneedle Inv. Funds-Europ.Select Fund A2-Thes.	190.000,00000	3,22280	3,33183	1,00000	1,00000	493.137,90	4,17 %	3,38 %	30.06.2016	N
EUR	iShares III-C.Euro Corp Bond (EUR) UCITS ETF-A	3.125,00000	129,34920	131,50620	1,00000	1,00000	410.956,88	3,96 %	1,67 %	18.04.2016	N
EUR	SemperShare World Thesaurierer	4.000,00000	100,00000	101,60000	1,00000	1,00000	406.400,00	3,91 %	1,60 %	01.07.2016	N

Like before, this implies a separate presentation of, among other things, old and new holdings (as can be seen from the column "CGT")

#### 1.1.1. Purchase (econ.)

Another change concerns the calculation of the (economic) purchase value: to make this value easier to trace and verify for our clients (and for us), elements such as reinvestments and repayments of principal are no longer taken into account (for more information, see the Price gain determination report below).



# SEMPER CONSTANTIA PRIVATBANK

## 1.2. Assets P&L view

Filter		Quantity / Nominal Amount	Current price		Exchange Rate		Value in EUR	in %	Performance TWR in %	Price Change YTD	Security Account Number
Currency	Name		Purchase (econ.)	Current	Purchase (econ.)	Current					
EUR	iShares V-MSCI World EUR Hedged (EUR) UCITS ETF-T	25.000,00000	40,02397	41,53000	1,00000	1,00000	1.038.250,00	9,99 %	3,91%	2,03 %	273056-800-6
USD	db x-tr S&P 500 ETF (USD) 1C - Thes.	24.000,00000	35,05905	37,61500	1,11847	1,11930	806.539,80	7,76 %	11,47%	7,68 %	273056-800-6
EUR	db x-tr STOXX EUROPE 600 UCITS ETF (DR) 1C-Thes.	8.500,00000	69,43569	68,17000	1,00000	1,00000	579.445,00	5,58 %	-5,14%	-4,08 %	273056-800-6
EUR	SemperProperty Global (Thesaurierer)	2.210,00000	203,62000	230,81000	1,00000	1,00000	510.090,10	4,91 %	13,85%	0,76 %	273056-800-6
EUR	SemperBond Special (Thesaurierer)	3.745,00000	120,15000	128,07000	1,00000	1,00000	479.622,15	4,62 %	7,85%	9,84 %	273056-800-6
EUR	SemperBond Euro 2 Thesaurierer	2.628,19209	169,33582	180,08000	1,00000	1,00000	473.284,83	4,56 %	6,59%	5,66 %	273056-800-6
EUR	Threadneedle Inv. Funds-Europ.Select Fund A2-Thes.	130.000,00000	3,22280	3,33183	1,00000	1,00000	433.137,90	4,17 %	3,38%	-4,16 %	273056-800-6
EUR	iShares III-C Euro Corp.Bond (EUR) UCITS ETF-A	3.125,00000	129,34920	131,50620	1,00000	1,00000	410.956,88	3,96 %	5,19%	4,24 %	273056-800-6

Unlike the holdings view, this view presents the individual holdings of each asset aggregated at security account level (e.g. old and new holdings of an asset on the same security account).

### 1.2.1. Purchase (econ.)

The calculation of the economic purchase price, as mentioned above, is repeated and presented here at asset level.

### 1.2.2. Performance TWR in %

In addition to TWR at security account level, TWR performance is now also being calculated at asset level and shown in Assets P&L view.

While taking account of expenses, accrued interest or disbursements, the calculation disregards taxes.

### 1.2.3. Price Change YTD in %

As additional information, this column compares the current price to the price at the beginning of the year. This percentage value must be considered completely independently of the client's holdings, as purchases may have been made after the beginning of the year.

## 1.3. Assets tax view

Clients taxable in Austria furthermore have the Assets tax view at their disposal.

Filter		Quantity / Nominal Amount	Current price		Exchange Rate		Value in EUR	Win/Loss Tax in EUR	CGT	Security Account Number	
Currency	Name		Purchase (tax)	Dirty-Price	Purchase (tax)	Current					
EUR	SemperReal Estate (Thesaurierer)	40,79963	163,50148	165,55003	1,00000	1,00000	6.670,80	6.754,38	83,58	N	260308-801-3
EUR	SemperReal Estate (Thesaurierer)	25,87002	165,28399	165,54993	1,00000	1,00000	4.275,90	4.282,78	6,88	N	260308-802-1
EUR	IMMOFINANZ AG	1.032,70589	1,93182	2,04300	1,00000	1,00000	1.995,00	2.109,82	114,82	N	260308-802-1
EUR	SemperShare Austria (Thesaurierer)	7,64497	104,11682	113,83956	1,00000	1,00000	795,97	870,30	74,33	N	260308-802-1

This view shows Purchase Price (tax), Purchase Price in EUR and Win/Loss Tax for holdings relevant for CGT (CGT column = N, V, T).



# SEMPER CONSTANTIA

PRIVATBANK

## 2. Price gain determination report

No matter what view you are in, just click on the relevant purchase price to open the Price gain determination report where you can also see how the purchase price was calculated.

Price Gain Determination (Assets P&L view) in EUR: db x-tr.STOXX.EUROPE 600 UCITS ETF (DR) 1C-Thes. (LU0328475792) x



Closing Date	Reference No.	Transactiontype	Quantity	Transaction Value	Purchase Value	Σ Quantity	Σ Purchase Value	Purchase
27.10.2015 08:23	415133199	Purchase	7.000,00000	503.370,00	503.370,00	7.000,00000	503.370,00	71,91000
18.04.2016 08:39	416047784	Purchase	6.000,00000	399.294,00	399.294,00	13.000,00000	902.664,00	69,43569
25.04.2016 06:40	516005413	Externe Umlieferung Auslieferung	6.000,00000	416.614,15	416.614,15	7.000,00000	486.049,85	69,43569
25.04.2016 06:40	516205538	Externe Umlieferung Einlieferung	6.000,00000	416.614,15	416.614,15	13.000,00000	902.664,00	69,43569
26.07.2016 14:50	316067275	Sale	4.500,00000	303.547,05	312.460,62	8.500,00000	590.203,38	69,43569

(report for Purchase (econ.))

or

Price Gain Determination (Asset tax view) in EUR: SemperReal Estate (Thesaurierer) (AT0000615158) x

Closing Date	Reference No.	Transactiontype	Quantity	Transaction Value	Purchase Value	Σ Quantity	Σ Purchase Value	Purchase
08.09.2011 13:30	411138273	Purchase	10,57080	1.503,17	1.503,17	10,57080	1.503,17	142,20021
27.04.2012 00:00	512412347	Taxation treatment - coupon	0,00000	45,40	45,40	10,57080	1.548,57	146,49506
29.04.2013 00:00	513414177	Taxation treatment - coupon	0,00000	34,29	34,29	10,57080	1.582,86	149,73890
29.04.2014 00:00	514415807	Taxation treatment - coupon	0,00000	42,87	42,87	10,57080	1.625,73	153,79441
29.04.2015 00:00	515417289	Taxation treatment - coupon	0,00000	16,85	16,85	10,57080	1.642,58	155,38843
29.04.2016 00:00	516420959	Taxation treatment - coupon	0,00000	42,28	42,28	10,57080	1.684,86	159,38813
21.06.2016 14:38	416072625	Purchase	30,22883	4.985,94	4.985,94	40,79963	6.670,80	163,50148

Using the well-known   buttons, you can export the calculations as Excel or PDF files.



# SEMPER CONSTANTIA

PRIVATBANK

## 3. Changes in „Portfolio Information“

In Portfolio Information, you can choose which of the above-mentioned views you want to have displayed.

Statement of Assets economical at 02.09.2016

Portfolio 273056, Reference Currency EUR

Securities				Security Price		Exchange Rate		Market Value in EUR			
ISIN-Code	Title	Curr	Quant / Nom Val	Purchase (econ.)	Current	Purchase (econ.)	Current	Purchase (econ.)	Current	in % of Total Assets	Performance TWR in %
IE00B441G979	iShares V-MSCI World EUR Hedged (EUR) UCITS ETF-T	EUR	25.000,00000	40,02397	41,53000	1,00000	1,00000	1.000.599,20	1.038.250,00	9,99	3,91
LU0490618542	db x-tr.S&P 500 ETF (USD) 1C - Thes.	USD	24.000,00000	35,05905	37,61500	1,11847	1,11930	752.291,10	806.539,80	7,76	11,47
LU0328475792	db x-tr.STOXX EUROPE 600 UCITS ETF (DR) 1C-Thes.	EUR	8.500,00000	69,43569	68,17000	1,00000	1,00000	590.203,38	579.445,00	5,58	-5,14
AT0000744982	SemperProperty Global (Thesaurierer)	EUR	2.210,00000	203,62000	230,81000	1,00000	1,00000	450.000,20	510.090,10	4,91	13,85
AT0000815022	SemperBond Special (Thesaurierer)	EUR	3.745,00000	120,15000	128,07000	1,00000	1,00000	449.961,75	479.622,15	4,62	7,85
AT0000642343	SemperBond Euro 2 Thesaurierer	EUR	2.628,19209	169,33582	180,08000	1,00000	1,00000	445.047,06	473.284,83	4,56	6,59
GB0030810138	Threadneedle Inv. Funds-Europ.Select Fund A2-Thes.	EUR	130.000,00000	3,22280	3,33183	1,00000	1,00000	418.964,00	433.137,90	4,17	3,38
IE00B3F81R35	iShares III-C.Euro Corp.Bond (EUR) UCITS ETF-A	EUR	3.125,00000	129,34920	131,50620	1,00000	1,00000	404.216,24	410.956,88	3,96	5,19
AT0000A1LK72	SemperShare World Thesaurierer	EUR	4.000,00000	100,00000	101,60000	1,00000	1,00000	400.000,00	406.400,00	3,91	1,60
IE00B5BMR087	iShares VII-Core S&P 500 (USD) UCITS ETF-T	USD	2.000,00000	191,26900	204,28720	1,06700	1,11930	358.515,46	365.026,71	3,51	1,82
LU0575255335	Assenagon Alpha Volatility I	EUR	295,00000	1.204,37864	1.187,13000	1,00000	1,00000	355.291,70	350.203,35	3,37	-1,92
LU0223973206	European Sicav Alliance - Galaxy Class C	EUR	2.154,00000	126,35000	150,88000	1,00000	1,00000	272.157,90	324.995,52	3,13	19,41
DE000A1E0HR8	DB Physical Gold ETC (EUR)	EUR	2.763,00000	91,94000	115,32000	1,00000	1,00000	254.030,22	318.629,16	3,07	25,46
LU0951203180	Fidelity Funds SICAV - Pacific Fund Y	EUR	21.000,00000	14,63000	14,88000	1,00000	1,00000	307.230,00	312.480,00	3,01	1,71

To do so, make a selection in Portfolio Information Options/Statement of Assets:

Portfolio Info Settings X

---

**Performance**

Calculation according to: 273056 TWR of return before tax (EUR)

**Performance Key Data**

Periode	in %	in % p.a.
Since 1 Month	<input type="checkbox"/>	<input type="checkbox"/>
Since 3 Months	<input type="checkbox"/>	<input type="checkbox"/>
Since 6 Months	<input type="checkbox"/>	<input type="checkbox"/>
Since 1 Year	<input type="checkbox"/>	<input type="checkbox"/>
Since Inception	<input type="checkbox"/>	<input type="checkbox"/>
Current Month	<input type="checkbox"/>	<input type="checkbox"/>
YTD	<input type="checkbox"/>	<input type="checkbox"/>
Current Business Year	<input type="checkbox"/>	<input type="checkbox"/>
Last Month	<input type="checkbox"/>	<input type="checkbox"/>
Last Calendar Year	<input type="checkbox"/>	<input type="checkbox"/>
Last Business Year	<input type="checkbox"/>	<input type="checkbox"/>

---

**Presentation**

**Statement of Assets**

Sorted by Market Value

Sorted by Type of Asset

Holdings P&L view

Assets P&L view

Asset tax view

**Financial Statement**

Display

Detailed View 4